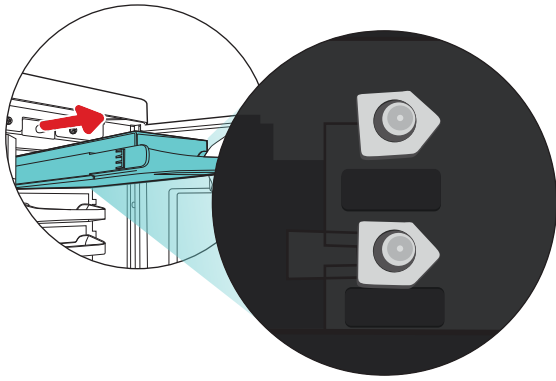
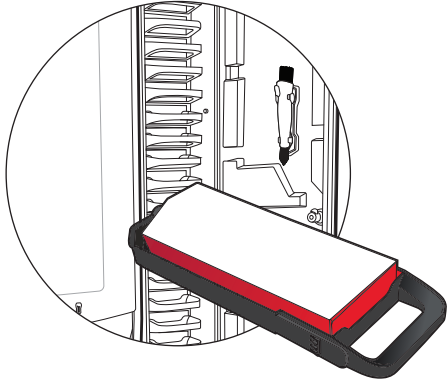


Coca-Cola freestyle 7100 | Cleaning Best Practices

EVERY TIME

When replacing **ingredient cartridges** wipe **cartridge slots** using a clean cloth.

Clean **cartridge probes** until the cloth comes away clean, repeat, then allow to air dry for 2 minutes.


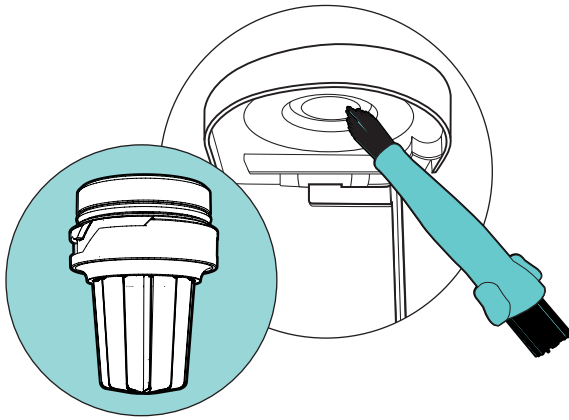


EVERY DAY

Wipe **interior and exterior surfaces**.

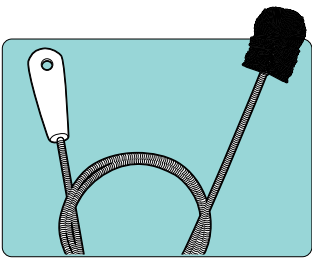
Clean, then sanitize **the nozzle and injector ring** you must soak the nozzle tip with food-grade sanitizer. Allow to air dry for 2 minutes.

Need help or want to order small parts, call:
USA
1-800-241-COKE (2653)
Canada
1-800-318-COKE (2653)

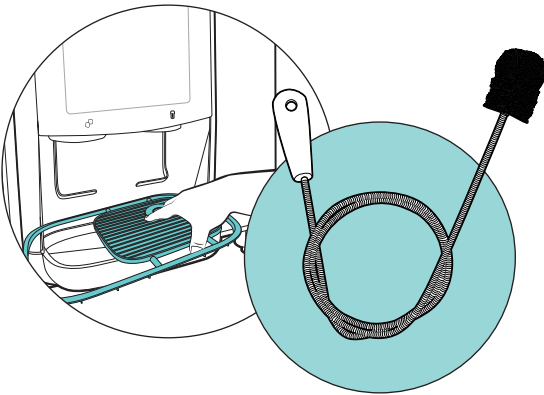


Wire Handled Nozzle Brush #1145555
Ice Chute Brush #143257

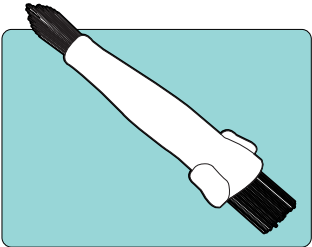

Wash **cup rest** and **drip tray**. Scrub **dispenser drain** with drain cleaning brush. Pour the remaining sanitizer solution down the drain.



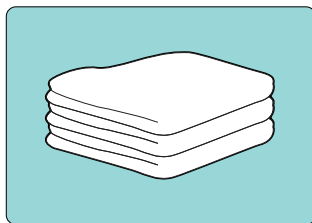
Drain Cleaning Brush #144925



IMPORTANT
Always use approved food-grade sanitizer solution when cleaning your dispenser.



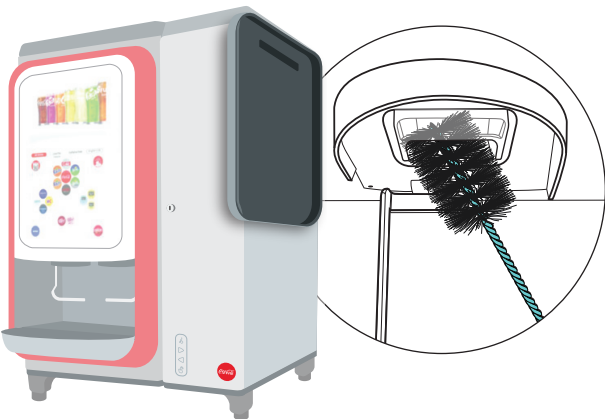
Nozzle & Injector Ring Brush #149326



Microfiber Cloth #127723

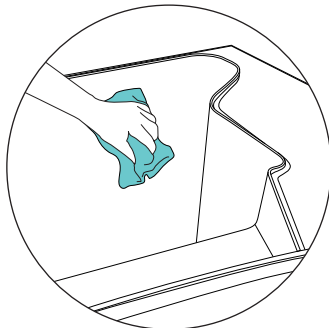
EVERY WEEK

Clean **manual ice fill lid**. Clean, then sanitize inside **the ice chute** with food-grade sanitizer.



EVERY MONTH

Turn off dispenser, remove ice bin lid and thoroughly clean then sanitize **the ice bin**.



Refer to the 7100 User Guide for detailed cleaning and maintenance instructions