

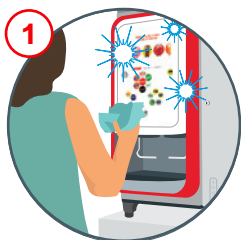
Maintain a quality experience with your
Coca-Cola Freestyle dispenser

Maintaining Exterior Surfaces

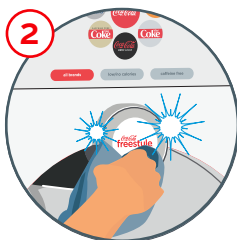


Cleaning and maintaining the exterior surfaces of your Coca-Cola Freestyle dispenser is important in ensuring guests receive the best quality beverage experience.

Clean and maintain the exterior surfaces of your Coca-Cola Freestyle dispenser (including those listed below) using Kay-5 Sanitizer at least once daily, but as often as necessary to ensure a quality guest experience.



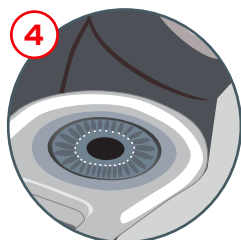
Wipe Touch Screen



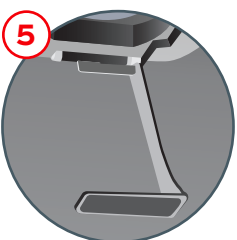
Wipe Pour Button
(9000 & 9100 only)



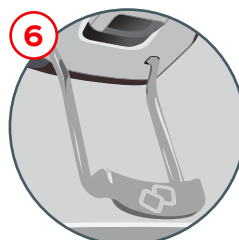
Clean Nozzle



Scrub Injector Ring



Wipe Pour Lever
(7000 & 7100 only)



Wipe Ice Lever



**Clean Drip Tray
& Cup Rest**



**Wipe Sides, Top
and Front**




Coca-Cola Freestyle Small Parts

Coca-Cola Freestyle offers Small Parts for free for a value of up to \$25/per call, shipped directly to your outlet.

Helpful maintenance tools included in the Small Parts program include:



nozzle & injector ring
brush
#149326



wire handled
nozzle brush
#16586



Kay-5 Sanitizer
#24041



microfiber cloth
#127723

To place an order for Small Parts, **call 1-800-241-COKE**

For complete instructions on cleaning and maintenance procedures, please refer to the user guide for your Coca-Cola Freestyle dispenser on ilearnCoca-ColaFreestyle.com