



TROUBLESHOOTING


QUICK CHECKLIST BEFORE YOU CALL

Save Time & Money


1 Nothing dispenses



Check if the key is in the on position



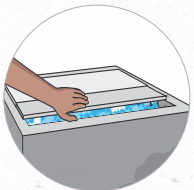
Check if dispenser is plugged in



Press electrical reset button

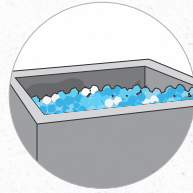


Check the breaker box

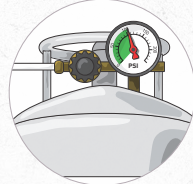


Close ice bin door

2 Drinks are flat



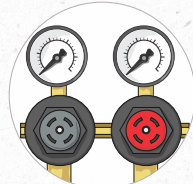
Check if the ice bin is full



Change/fill CO₂ tank if less than 105 psi



Check if the drink temperature is below 40°




Check and adjust the CO₂ regulator


3 All drinks are foamy or warm



Mix the ice bin and tap down ice

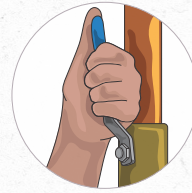


Clean dispenser nozzles/diffusers and valve body



Check the cooling vents


4 No water on all valves/blowing air



Check if water is turned on



Check if carbonator is plugged in




Press electrical reset button



Check outlet power or reset circuit breaker

5 Ice is not dispensing

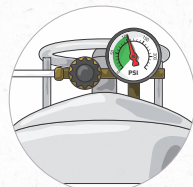


Check ice level inside bin and add ice if necessary



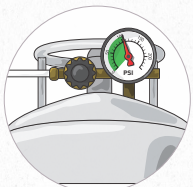
Clear any ice blockages

6 No syrup dispensing on all valves



Change/fill CO₂ tank if less than 105 psi


7 Drinks have an off taste



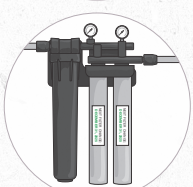
Change/fill CO₂ tank if less than 105 psi



Check BIB "Enjoy By" date

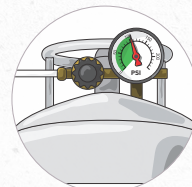


Clean dispenser nozzles/diffusers and valve body




Check if water filters are current and replace if necessary

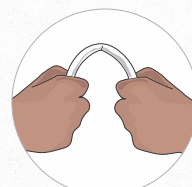
8 Drinks are dispensing weak



Change/fill CO₂ tank if less than 105 psi

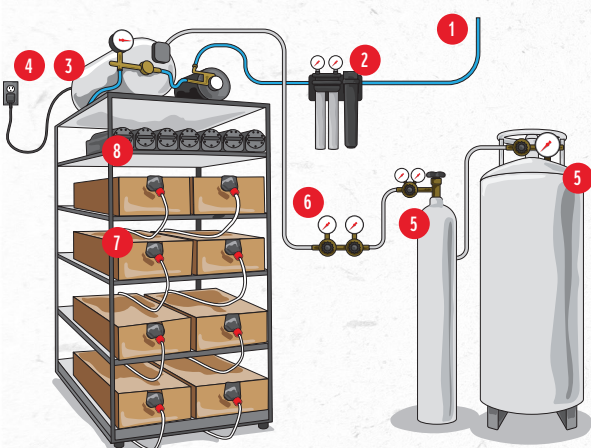


Check if water is turned on



Check to ensure lines are not kinked

Backroom Components



- 1 Water Supply
- 2 Water Filter
- 3 Carbonator
- 4 Outlet for Carbonator
- 5 Bulk / Cylinder CO₂ Tank
- 6 CO₂ Regulator
- 7 Bag-In-Boxes (BIBs)
- 8 BIB Pumps

NEED ASSISTANCE? The myCoketech Team is here to help.
Go to myCoke.com/ESPortal or call/text 1-800-241-COKE (2653)

Coca-Cola