



WEEKLY/MONTHLY CLEANING & SANITIZATION PROCEDURES


TOOLS YOU WILL NEED:



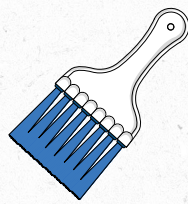
3 gallon bucket



Approved Sanitizer




Nozzle Brush



Condenser Brush
(Counter Electric Only)



Clean Cloths



Ice Bin Brush
(Ice Combo Only)

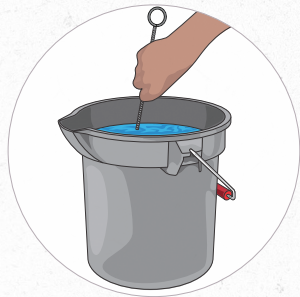


IMPORTANT DO NOT RUN nozzles, drip pan or other small parts through a dishwasher and DO NOT USE HOT WATER or BLEACH.


Weekly Cleaning the Syrup Connectors



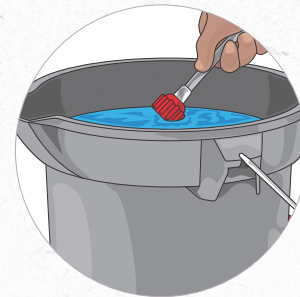
1 Wash hands with soap and water



2 Prepare approved sanitizer in a 3 gallon bucket



3 Disconnect syrup line from bag-in-box (BIB)

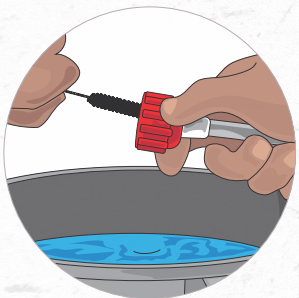


4 Soak all connectors in approved sanitizer for 1 minute

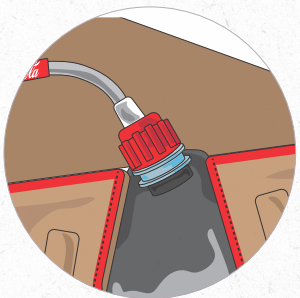


IMPORTANT

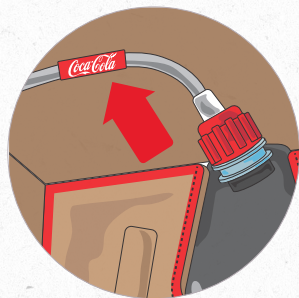
It is OK to soak multiple connectors at the same time, if they are marked with a flavor label.



5 Scrub connectors while they soak in approved sanitizer



6 Shake BIB connector and reconnect to the correct BIB



7 Check the line to verify the correct brand line tape is attached, and replace line tape if necessary


Monthly Cleaning the Ice Bin on an Ice Combo



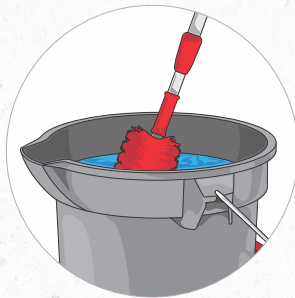
1 Wash hands with soap and water



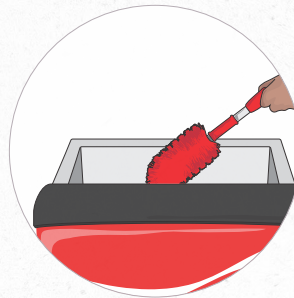
2 Prepare approved sanitizer in a 3 gallon bucket



3 Unplug the dispenser and ice maker



4 Dip ice bin brush into the bucket of approved sanitizer




5 Clean the inside of the ice bin with the ice bin brush




6 Plug in the dispenser and ice maker

Monthly Cleaning the Counter Electric Condenser




1 Unplug the dispenser



2 Remove counter electric cover to expose condenser



3 Clean condenser fins with the condenser brush




4 Replace counter electric cover and plug in dispenser

Monthly Other Checks



Check product valve decals and replace, if necessary



Check water filters to ensure they are current and replace, if necessary

NEED ASSISTANCE? The myCoketech Team is here to help.
Go to myCoke.com/ESPortal or call 1-800-318-COKE (2653)

