

Coca-Cola freestyle® 8100



Always innovating to refresh your drive-thru business

DELIGHTS GUESTS + DRIVES GROWTH

- **More consumer choices**
 - » 100+ beverage choices
 - » Dedicated 2nd ambient water nozzle
- **Calibrated portion controls**
 - » Up to 5 portion control sizes
 - » Smart pour advanced portion control for the perfect pour
- **Next generation in quality**
 - » Patented PurePour flow control technology
 - » Micro dose ingredient technology
 - » Ingredient mixing super nozzle

ENHANCES OPERATIONS


- **Your crew stays informed**
 - » NEW 24" HD display & touchscreen for smoother navigation and quicker response
 - » Ingredient alerts appear directly on working screen with no need to toggle to crew dashboard
 - » Progress bars for pouring and top-off features
 - » Optional point-of-sale enablement shows detailed queue of drink orders coming directly from cashiers
 - » New CO2 pressure alert for easy diagnostics

- **Enhanced construction**

- » Improved ice bin lid functionality
- » Strengthened lower door and lower leg assembly for durability
- » Designed for easy ancillary equipment attachments
- » Integrated internal modem inside the dispenser

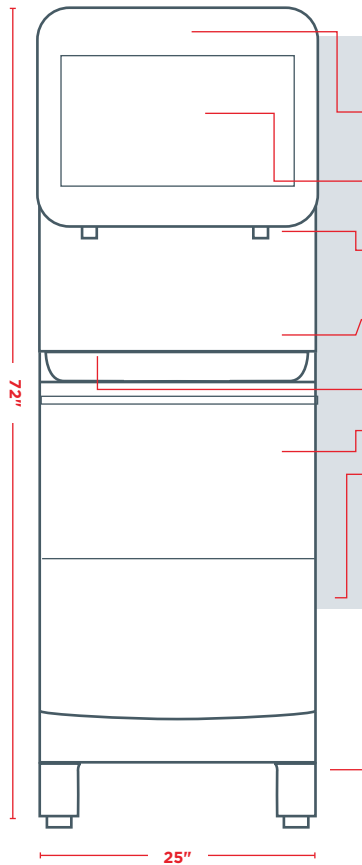
- **Crew-friendly interior design**

- » Push-and-click SmartPak trays for improved ingredient change-out
- » Improved NNS Accessibility to make changeouts easier
- » Improved drain system design to reduce clogs



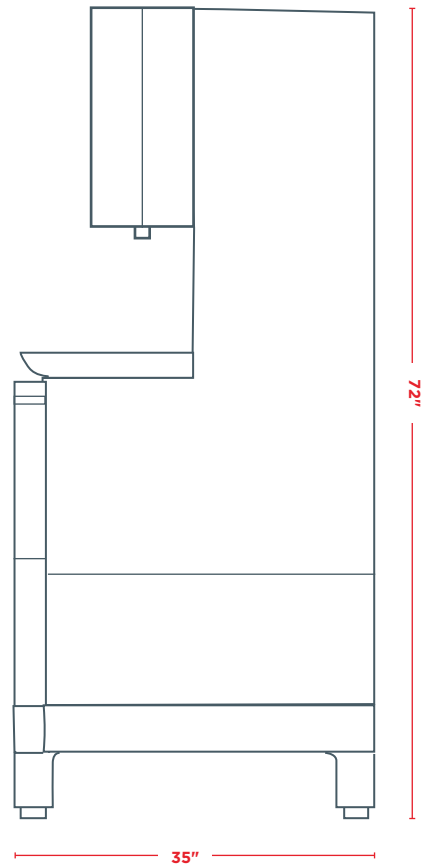
To learn more, contact your Coca-Cola sales representative.

Coca-Cola Freestyle® 8100 Specifications



HARDWARE UPGRADES

- Camera for Future Touchless Capability
- 24" HD Display & Touchscreen
- Dedicated Nozzle for Ambient Water
- Stationary Drip Tray & Backsplash
- Improved Drain Design
- Improved Ice Bin Lid
- Removable Side Panels
- Height Adjustable and Strengthened Legs



Seamless transition from 8000 (Same ingredients & supply chain)

DIMENSIONS

- W: 25" x D: 35" x H: 72"
(635mm) (889mm) (1829mm)

WEIGHT

- 850 lb. (with product and ice)

CLEARANCE

- Right Side: 3"
- Left Side: 1"
- Front: 23.5"
- Rear: 3" (from back wall of dispenser)

ELECTRICAL

- 115 volt / 20 amp; grounded duplex outlet within 4 feet of dispenser
- Never plug dispenser or water booster into a GFI protected outlet or circuit

DRAINS

- 3" or larger floor drain should be located within 3 feet of dispenser, ideally directly under dispenser

WATER

- 1/2" dedicated copper supply line with a separate water shutoff
- Must be located within 6' of the water booster and filtration system
- Ambient, unsoftened water
- Minimum of 40 PSI

WATER FILTRATION SYSTEM

- Water filtration system is required
- Water filter must meet NSF Standard 42

ICE BIN CAPACITY

- Full Bin: 100 lbs.

INGREDIENTS

- SmartPak cartridges and BIB (Bag-in-Box) Sweeteners
- 36 ports for microdosing ingredients
- 2 ports for potential BIB (Bag-in-Box) ingredients

SWEETENERS

- HFCS BIB located outside of dispenser
- NNS BIB located inside of dispenser lower cabinet

CONNECTIVITY

- 4G real-time connectivity