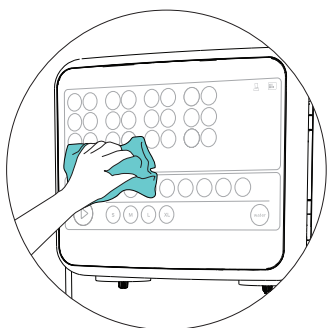


Maintaining Exterior Surfaces



Cleaning and maintaining the exterior surfaces of your Coca-Cola Freestyle dispenser is important in ensuring guests receive the best quality beverage experience.


Clean and maintain the exterior surfaces of your Coca-Cola Freestyle dispenser (including those listed below) using Kay-5 Sanitizer at least once daily, but as often as necessary to ensure a quality guest experience.



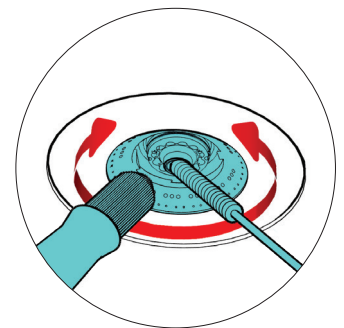
Wipe touch screen



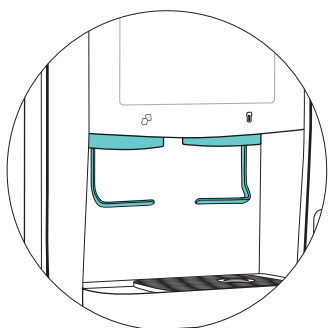
Wipe pour button
(9000 & 9100 only)



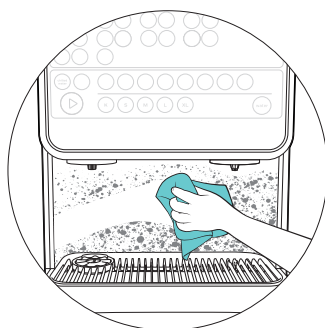
Clean nozzle(s)



Scrub injector ring



Wipe pour and ice levers
(7000, 71000,
9000, & 9100 only)




Clean drip tray
and cup rest



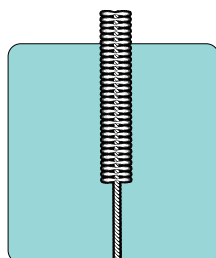
Wipe sides, top
and front




Kay-5 Sanitizer®
#24041



Microfiber Cloth
#127723



Wire Handled
Nozzle Brush
#1145555



Nozzle & Injector
Ring Brush
#149326



Helpful hints: Small Parts Ordering

Coca-Cola Freestyle offers small parts for free for a value of up to \$25/per call, shipped directly to your outlet. To request a small parts order, call the support team at 1-800-241-COKE (2653).

For complete instructions, please refer to the user guide for your Coca-Cola Freestyle dispenser on crewconnect.coca-cola.com