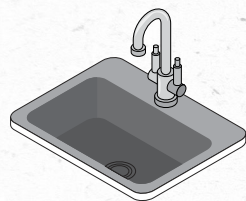





FROZEN CARBONATED BEVERAGE CLEANING PROCEDURES

TOOLS YOU WILL NEED:




Sink



Clean 3 Gallon
Bucket



Approved Sanitizer



Nozzle Brush



Clean Cloths




Clean Empty
Spray Bottle

! IMPORTANT: DO NOT run drip pan or other small parts through a dishwasher, and **DO NOT USE HOT WATER** or **BLEACH.**

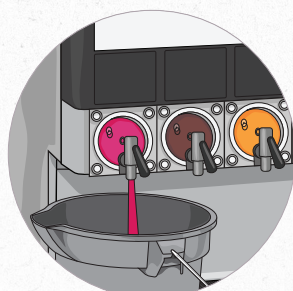
Daily Cleaning



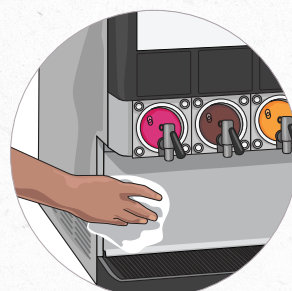
1 Wash hands with soap and water.



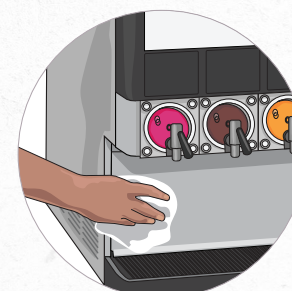
2 Spray sanitizer up in the nozzle and scrub with nozzle brush.



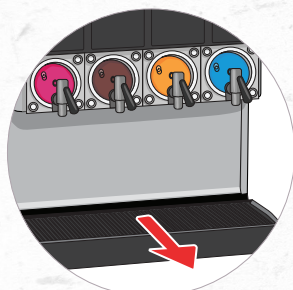
3 Dispense product for 3 seconds.



4 Wash all exterior surfaces with approved sanitizer solution, and then wipe down with clean water and clean cloth.




5 Wipe dry exterior surfaces of unit with clean cloth.



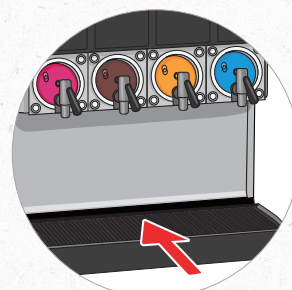
6 Remove drip tray (if not connected to drain plumbing).



7 Wash drip tray with approved sanitizer solution.



8 Rinse with clean water and wipe dry.

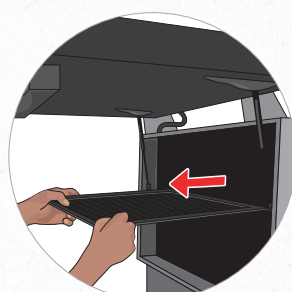


9 Reinstall drip tray if removed.

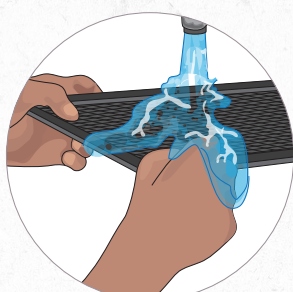
Monthly Cleaning




1 Wash hands with soap and water.



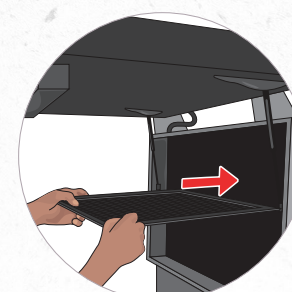
2 Open merchandiser and remove air filter.



3 Wash filter with clean water and shake off excess water.



4 Allow filter to air dry.



5 Reinstall air filter (with mesh side down) and close merchandiser.

Yearly Cleaning

Please contact your local qualified service agent for yearly cleaning and inspections of rear seals for beater motors and sanitization of unit.

NEED ASSISTANCE? Call ICEE 800-423-3872 or email servicecall@icee.com

