

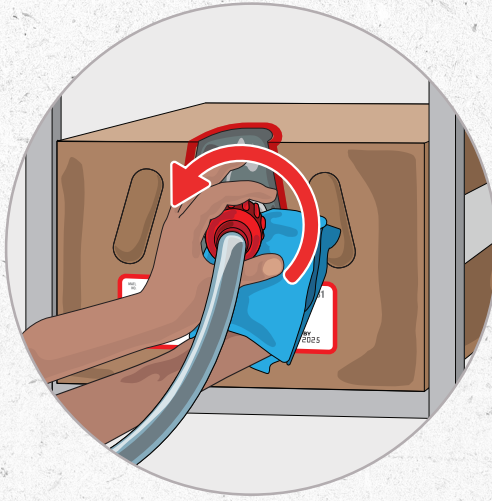
# FRESH

## FOUNTAIN TROUBLESHOOTING: CHANGING A BIB (BAG-IN-BOX)

### Step-by-Step Guide to Changing Fountain Syrup



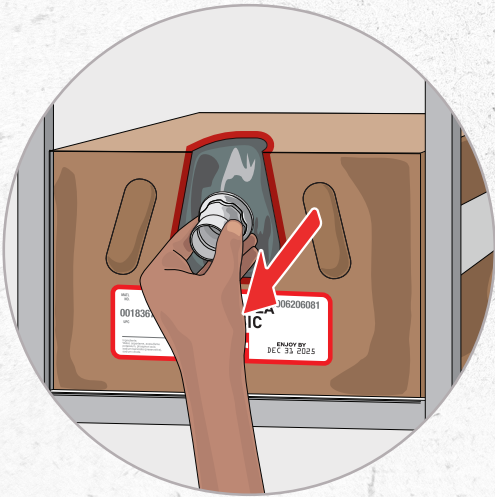
1 Wash hands with soap and water.



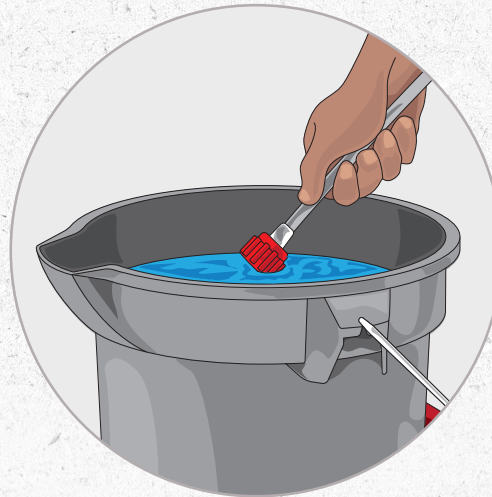
2 Unscrew the syrup line connector and remove the empty box.



3 Open the flap of the new box by pressing it sharply with your palm. **DO NOT** use a sharp instrument!



4 Pull the bag connector through the opening and remove the plastic dust cap.



5 Soak connectors in an approved sanitizer solution for 1 minute.



6 Reconnect to the correct Bag-in-Box. Tighten until the connectors are fully engaged.



7 Operate the dispensing valve to restore syrup flow.

**NEED ASSISTANCE?** Contact your local Coca-Cola Service Provider.

